


# Fleck® SXT Controls

Fleck SXT Controls provide easy, step-by-step programming at the touch of a button.

The same SXT control drives 6 different Fleck valves, saving you time in installation, service and training.

Unlike other electronic valves, the SXT control performs without switching out cams or fumbling with jumpers, pins and cryptic calculations.














A large backlit LCD display alternates between time of day, soft water remaining or days to regeneration, and tank in service (twin tank systems only). Fleck valves using an SXT control is the best entry-level solution for all your residential water treatment applications.



## Features and Benefits

- Easy, user-friendly programming
- Large, blue backlit LCD display
- 48 hour internal power backup capacitor
- True time of day in hours and minutes
- Volume of soft water remaining
- Regeneration steps and cycle time remaining
- Service and self diagnostic indicator
- Quick and easy setup of capacity, regeneration time, and day override
- Advanced programming options including up to 6 independently adjustable cycle times
- Programming is stored in memory and will not be lost due to power outages
- Electronic step-by-step regeneration
- Regeneration tonight and regenerate now option

## Setup in Five Simple Steps

1. **To set the Time of Day** simply push the up  or down  buttons.
2. **Enter the User Programming Mode** by pressing the up and down buttons   together for 5 seconds while in service and the Time of Day is NOT set to 12:01 PM.
3. Now, **set the Capacity** by pushing the up  or down  buttons. To continue, push the Extra Cycle button .
4. Next **set the Regeneration Time** by pushing the up  or down  buttons. To continue, push the Extra Cycle button .
5. Finally, set the **Regeneration Day Override** by pushing the up  or down  buttons. To exit Programming Mode, push the Extra Cycle button .



5600SXT



ProFloSXT



2510SXT / 2750SXT



TwinFloSXT



9000SXT

## System Configurations

System Type 4	Single Unit Operation
Regeneration Types	Time Clock Delayed Meter Delayed Meter Immediate Day of Week
Electrical Rating	24, 120 or 240 VAC (with appropriate transformer) 50/60 Hz
Operating Temperature Range	32° F - 120° F (0° C - 49° C)